



41041 Black Bayou Rd, Gonzales, Louisiana, USA 70737  
Phone (225) 644-5255 FAX (225) 644-3975  
www.geniefilters.com sales@geniefilters.com

## INSTALLATION INSTRUCTIONS

### **HUMIDISORB, X-CORRODE & HUMIDISORB + X-CORRODE**


Revision 3.2008

Remove a packet from the clear outer bag. (If the packets are individually sealed, remove it from its individual bag also).



Reseal any remaining packets in the zip bag provided to prevent atmospheric exposure.


2



Select an appropriate location for the packet inside the environment to be protected. The upper portion of an enclosure, which has free air flow to all other internal surfaces, is preferred.

3


Lift up tab to peel off the protective backing from the self-adhesive dot.



Tab

4

Press the packet's exposed adhesive against the mounting surface.



5